



---

# 2ND GRADE WORKBOOK

---

Preparation Worksheets for the California Achievement Test



2ND EDITION 2023

JBUCKER

[homeschoolworksheets.weebly.com](http://homeschoolworksheets.weebly.com)

## 2nd Grade Day 1 Capitalization

Capitalize the beginning of a sentence. Write the capital letter in the blank:

1. \_\_\_\_\_onies are a type of horse that are smaller than regular horses. (P, p)
2. \_\_\_\_\_hildren often enjoy riding ponies. (C, c)
3. \_\_\_\_\_ide and seek is a favorite game that children like to play with their friends. (H, h)
4. \_\_\_\_\_ome games are fun to play in the sun, and other games are fun to play in the dark. (S, s)
5. \_\_\_\_\_here are lots of new games that children learn and play with each other, such as "Guess Who". (T, t)
6. \_\_\_\_\_n the game "Guess Who," one friend pretends to be a character from a movie or book and the other friends try to guess what character they are pretending to be. (I, i)

## 2nd Grade Day 2 Capitalization

Capitalize the months of the year: January, February, March, April, May, June, July, August, September, October, November, December. (Note, do not capitalize seasons: fall/autumn, winter, spring, summer).

1. My friend's birthday is in \_\_\_\_\_une. (J, j)
2. We are going camping in the \_\_\_\_\_all. (F, f)
3. Halloween is on the very last day in \_\_\_\_\_ctober. (O, o)
4. New Year's Day is on the first of \_\_\_\_\_anuary (J, j).
5. The first day of fall is in \_\_\_\_\_eptember. (S, s)
6. I want to make some cards for Valentine's Day in \_\_\_\_\_ebruary (F, f)
7. April showers bring \_\_\_\_\_ay flowers (M, m).
8. The warmest months of the year are July and \_\_\_\_\_ugust.  
(A, a)
9. March is when \_\_\_\_\_pring begins. (S, s)
10. We like to use our fireplace in \_\_\_\_\_inter. (W, w)
11. The last month of the year is \_\_\_\_\_ecember. (D, d)
12. Our family eats turkey for Thanksgiving in \_\_\_\_\_ovember.  
(N, n)

## 2nd Grade Day 3 Capitalization

Capitalize the word "I" in each sentence by writing over the "i" to make it capitalized.

1. i need to wash my hands after playing in the sand box.
2. When i go to bed early I feel good the next day.
3. John exclaimed, "i did not eat the last pancake!"
4. When Dad gets home, i can't wait to go camping!
5. Every Tuesday, i am responsible for taking out the trash.

## 2nd Grade Day 4 Capitalization

Always capitalize the first letter of a person's name:

1. When will \_\_\_artha get to come over and play? (M, m)
2. Jared, \_\_\_ordan, and Sherrie are my best friends. (J, j)
3. Mr. \_\_\_hompson speaks English and Spanish. (T, t)
4. My dog's name is \_\_\_ax. (M, m)
5. If I finish my schoolwork I can go play with \_\_\_aydon. (Z, z)
6. My favorite story in the Bible is the story about \_\_\_onah and the whale. (J, j)
7. Senora \_\_\_armin is my best friend's mom. (C, c)

## 2nd Grade Day 5 Capitalization

Don't capitalize "aunt, uncle, mom, dad, cousin, sister" etc. when a possessive pronoun or article comes in front: my aunt, your uncle, my mom, our dad, a cousin, their sister, the father, our mother, etc. Do capitalize relative titles if they are used to substitute for the person's name. For example: My mom is using Dad's work apron to paint her birdhouse. Because "mom" has the possessive pronoun in front "my" then it is not capitalized. "Dad" is capitalized because there is no possessive pronoun or the word "a/an or the" in front.

1. "When can we go out for ice cream, \_\_\_\_\_om?" Lisa asked.  
(M, m)
2. I love \_\_\_\_\_unt Bee's pies. (A, a)
3. I love my \_\_\_\_\_unt Bee's pies. (A, a)
4. On Saturday, we are going to my \_\_\_\_\_ousin's house. (C, c)
5. I can't wait to visit \_\_\_\_\_ad's cabin this weekend. (D, d)
6. You are the best \_\_\_\_\_ister in the world! (S, s)
7. What will your \_\_\_\_\_rother say about you playing with his truck? (B, b)
8. I don't think \_\_\_\_\_rother will care if I am playing with his truck. (B, b)
9. Their \_\_\_\_\_om is taking them to the park. (M, m)
10. My \_\_\_\_\_randparents are having a Father's Day party this year. (G, g)

## 2nd Grade Day 6 Capitalization

Capitalize the days of the week: Sunday, Monday, Tuesday, Wednesday, Thursday, Friday, Saturday.

1. On \_\_\_riday, we are going to the park. (F, f)
2. Let's have a get-together on \_\_\_\_aturday. (S,s)
3. My friend is going to call me on \_\_\_hursday. (T, t)
4. I am trying not to be envious of the new bike my friend got on \_\_\_ednesday. (W, w)
5. Let's go out for a treat on \_\_\_onday. (M, m)
6. Sarah is starting dance lessons on \_\_\_\_uesday. (T, t)
7. We will have our day of rest on \_\_\_\_unday. (S, s)

## 2nd Grade Day 7 Punctuation

Put a period at the end of a sentence and a question mark at the end of a question. If needed, an exclamation mark can be used at the end of a sentence to denote passion in the voice or to relay an urgent command!

Complete the sentences with a period (.) question mark (?), or exclamation mark (!):

1. Would you like to go to dinner with me
2. Being honest is one of my most cherished values
3. Hurry, the baby is stuck in the chair
4. When would you be available for our appointment
5. Dad took us to the baseball game
6. I can't wait for the end of school
7. I have two brothers
8. Jane went to the fridge and picked out a green apple
9. Harry's favorite animal is a cat
10. Are we home yet



## 2nd Grade Day 8 Punctuation

Put a comma to separate lists of people or lists of things. Here is an example: I like to cook, garden, and sew.

Put the commas between the lists of people or things:

1. I went to the zoo and saw lions frogs and elephants.
2. Felicia John and Ted went to church with me.
3. I need to buy some new pencils paper and tape at the store.
4. I have three sons whose names are Jared Alfred and Fred.
5. My brother likes to play video games cards and blocks.
6. My chicken coop has a rooster hens and chicks.
7. I like to watch movies play sports and go to parties.

## 2nd Grade Day 9 Punctuation

Put commas between a city and its state. For example: I want to travel to New York City, New York.

Put the comma in below:

1. I am going to live in Pembroke shire Wales someday.
2. There are lots of farmers in Cleveland Ohio.
3. We live just outside of Washington D.C. in Waldorf Maryland.
4. My aunt lives in Seattle Washington.
5. I wonder if it gets very cold in Juneau Alaska.
6. It gets very hot in Nashville Tennessee.
7. Orlando Florida is a great place to go on vacation.

## 2nd Grade Day 10 Punctuation

Put a period after Mrs. Mr. and Ms. (Do not put a period after Miss, Mister, or Missus)

1. The class greeted Ms Whitcott, their math teacher.
2. Have you spoken to the councilman, Mr Johnston?
3. I have to take a set of books to Mrs Freemyer.
4. I want to call Miss Young and ask if she can baby-sit on Friday.
5. Mister and Missus Flower are working in the garden.
6. After the wedding, Lisa wanted to be addressed as Mrs Rhodes.
7. Send your information to the chief of police, Mr Darrington.

## 2nd Grade Day 11 Punctuation

Put a period in an abbreviated word. For example, instead of writing out Main Street, you may write Main St. with a period after St.

(Hint: One of the problems has two abbreviations that need a period in it.)

Put the period in the abbreviated word:

1. I live on Hartford Ln
2. The mail courier is currently on Downing St
3. Next Fri Jan 6, I will be attending a conference.
4. Turn on North St in order to get to the post office.
5. My friend lives on Factory Ave
6. Turn down Alley Ln in order to get to the ice cream store.
7. The bakery is on Bakers St

## 2nd Grade Day 12 Punctuation

Put a comma after the date of the month: Today is Feb. 28, 2023.

1. This year, Valentine's day is on a Tuesday, Feb. 14 2023.

2. My birthday is on September 15 2009.

3. I have a piano recital on Nov. 5 2023.

4. The celebration is on July 25 2023.

5. Halloween is on Oct. 31 2023.

6. Thanksgiving is on November 27 2023.

7. My little brother was born on June 24 2012.

## 2nd Grade Day 13 Capitalization Review

Capitalize the words that need to be capitalized. For some sentences, there are no changes needed.

1. I want to ride bikes with harry tomorrow.
2. this is my favorite day of the week!
3. I want to hunt for gemstones at danbury Park.
4. Our class went to the zoo on a fieldtrip.
5. My friend's mom asked me what piece of birthday cake i wanted.
6. My friend's birthday is in november.
7. I hope the weather is good for my baseball game on saturday.
8. We usually roast a turkey for thanksgiving.
9. My favorite food in the autumn is apple cider.
10. I want to tell mom about our plans to build a clubhouse.
11. Mom said I have to ask my dad before we build a clubhouse.

## 2<sup>nd</sup> Grade Day 14 Capitalization Review

Capitalize the words that need to be capitalized. For some sentences, there are no changes needed.

1. The best skater is Kristi yamaguchi.
2. I can't wait to go to the galactic Science Center!
3. This is the best monday I have ever had!
4. My favorite part of the science center is the planetarium.
5. This math problem is too hard for me to understand.
6. We cannot watch football until september.
7. Let's ask cousin Jim if we should play volleyball.
8. what is the most important word to capitalize in every sentence?
9. What are you going to be for halloween?
10. My favorite part of summer is playing in the pool.
11. I want my grandma to come over for Christmas.
12. Mom says i have to clean my room.

## 2<sup>nd</sup> Grade Day 15 Punctuation Review

Add a comma, period, exclamation mark, or question mark in the sentences below where needed.

1. My birthday is on February 3 2014.
2. Where is my toothbrush
3. I can't believe the girl's team beat the boy's team
4. I am going to tell Mrs Holmes that the girls won the water fight.
5. We had to compete with water balloons squirt guns and water buckets.
6. Charles loves it when the tiger roars at the zoo
7. The ice-cream shop sells ice cream cones shakes and banana splits.
8. No I don't want to participate in getting wet!
9. Where do you think we should hide
10. Let's hide near Belvedere Rd behind the garbage can!
11. Let's see the Christmas lights in McAdenville North Carolina.
12. Is this the last question



## 2<sup>nd</sup> Grade Day 16 Punctuation Review

Add a comma, period, exclamation mark, or question mark in the sentences below where needed.

1. This summer we are going to visit Tulsa Oklahoma.
2. We are going to see the fireworks on Broad St in Oklahoma.
3. I got an outfit a doll and a china set for my birthday.
4. It's my turn for the phone
5. My friend's house is on Bernville Ave in the country.
6. The birthday party is on Thursday, August 8 2021.
7. You are the best friend I ever had
8. Wait I need to get a towel if we are going swimming!
9. What's your favorite color
10. Water can appear as either a solid liquid or gas.
11. There is a good muffin shop in Boston Massachusetts.
12. Mr Smith is going to be my science teacher.

## 2<sup>nd</sup> Grade Day 17 Language Usage and Structure

Practice using the correct pronouns and the correct verb forms. If number six is difficult, re-read the sentence by leaving the words "Mother and" off of the sentence and find the pronoun that fits. If you need, you can have an adult read the sentences to you.

1. I will \_\_\_\_\_ to Austin's house tomorrow.  
(go, gone, went, have went)

2. The circus came to \_\_\_\_\_ town yesterday.  
(I, me, mine, my)

3. She \_\_\_\_\_ riding six white horses.  
(came, come, comed, coming)

4. The new gosling \_\_\_\_\_ grey.  
(are, have been, is, were)

5. \_\_\_\_\_ are my picture books.  
(Them, These, These here, Those there)

6. Mother and \_\_\_\_\_ are sewing doll clothes.  
(them, themselves, they, those)

7. The bean sprout \_\_\_\_\_ every day.  
(are growing, do grow, grow, grows)

Hints: never use "~~have went~~" together. "~~Comed~~" is not a word. Do not say "~~these here~~" or "~~those there~~" together.

## 2<sup>nd</sup> Grade Day 18 Language Usage and Structure

Practice using the correct pronouns and the correct verb forms. If you need, you can have an adult read the sentences to you.

1. The fork \_\_\_\_\_ away with the spoon.

(had ran, ran, run, runned)

2. I don't have \_\_\_\_\_ quarters.

(any, no, none, nothing)

3. Are you going to come to the park with \_\_\_\_\_?

(ourselves, us, we, we all)

4. \_\_\_\_\_ are my favorite socks.

(that, them, this, those)

5. She \_\_\_\_\_ the bus to school.

(ridden, ride, rides, had rode)

6. The teacher said that \_\_\_\_\_ am ready for my test.

(he, I, me, she)

7. Are \_\_\_\_\_ the best pictures you can find?

(their, them, these, this)

## 2<sup>nd</sup> Grade Day 19 Language Usage and Structure

Practice using the correct pronouns and the correct verb forms. If you need, you can have an adult read the sentences to you.

1. I'll thank \_\_\_\_\_ later.  
(you, your, yourself, yous)

2. She and \_\_\_\_\_ are going out to dinner tonight.  
(he, him, himself, his)

3. I have just \_\_\_\_\_ my best speech ever.  
(give, gived, given, gave)

4. I ate \_\_\_\_\_ much ice cream.  
(to, too, tue, two)

5. She \_\_\_\_\_ that I had brought muffins for the whole class.  
(saw, see, seeing, seen)

6. There \_\_\_\_\_ two muffins left after everyone finished eating.  
(has been, was, was being, were)

Hint: use the word "too" to mean "too" much, or "also". I ate "too" much for breakfast. I had a doughnut "too".

## 2<sup>nd</sup> Grade Day 20 Language Usage and Structure

Practice using the correct pronouns and the correct verb forms. If you need, you can have an adult read the sentences to you.

1. Cheryl \_\_\_\_\_ to the Doctor's office. (go, gone, went)
2. This bedroom is \_\_\_\_\_. (my, mine, I, me)
3. The horse \_\_\_\_\_ to gallop. (began, begin, has began)
4. The cookie \_\_\_\_\_ good. (was, has been, were)
5. \_\_\_\_\_ is my favorite toy. (This, These, This here)
6. John and \_\_\_\_\_ are going bike riding. (they, them, those)
7. The monkey \_\_\_\_\_ the banana from the other end. (peels, peel, are peeling)

Hint: never use "has began" together. It would be alright to use "has begun" together.

## 2<sup>nd</sup> Grade Day 21 Language Usage and Structure

Practice using the correct pronouns and the correct verb forms. If you need, you can have an adult read the sentences to you.

1. The dog \_\_\_\_\_ over the road. (had ran, ran, run)
2. There aren't \_\_\_\_\_ blueberries in these muffins. (no, any, none)
3. \_\_\_\_\_ are going to the park. (We, Us, Our)
4. \_\_\_\_\_ flowers are called daffodils. (Them, Those, This)
5. She \_\_\_\_\_ the most beautiful song! (sings, has sang, suns)
6. Our family is going to the hotel that \_\_\_\_\_ picked. (me, I, us)
7. Can we eat \_\_\_\_\_ doughnuts? (these, this, them)

Hint: never use "~~had ran~~" together. It would be alright to use "had run" together. Never use "~~has sang~~" together. It would be alright to use "has sung" together.

## 2<sup>nd</sup> Grade Day 22 Language Usage and Structure

Practice using the correct pronouns and the correct verb forms. If you need, you can have an adult read the sentences to you.

1. \_\_\_\_\_ did a great job! (You, your, them)
2. He and \_\_\_\_\_ are going skating tonight. (She, herself, her)
3. I have \_\_\_\_\_ my dinner. (eaten, ate, eat)
4. Can I get some fries \_\_\_\_\_? (two, to, too)
5. I have never \_\_\_\_\_ an eagle before. (saw, see, seen)
6. Where \_\_\_\_\_ everybody gone? (has, is, was)

## 2<sup>nd</sup> Grade Day 23 Math Computation

Add single digits:

$$\begin{array}{r} 8 \\ + 3 \\ \hline \end{array}$$

$$\begin{array}{r} 2 \\ + 9 \\ \hline \end{array}$$

$$\begin{array}{r} 1 \\ + 8 \\ \hline \end{array}$$

$$\begin{array}{r} 4 \\ + 9 \\ \hline \end{array}$$

$$\begin{array}{r} 1 \\ + 3 \\ \hline \end{array}$$

$$\begin{array}{r} 5 \\ + 5 \\ \hline \end{array}$$

$$\begin{array}{r} 7 \\ + 3 \\ \hline \end{array}$$

$$\begin{array}{r} 9 \\ + 6 \\ \hline \end{array}$$



## 2<sup>nd</sup> Grade Day 24 Math Computation

Add single digits:

$$\begin{array}{r} 8 \\ + 8 \\ \hline \end{array}$$

$$\begin{array}{r} 5 \\ + 6 \\ \hline \end{array}$$

$$\begin{array}{r} 5 \\ + 8 \\ \hline \end{array}$$

$$\begin{array}{r} 3 \\ + 3 \\ \hline \end{array}$$

$$\begin{array}{r} 9 \\ + 7 \\ \hline \end{array}$$

$$\begin{array}{r} 1 \\ + 5 \\ \hline \end{array}$$

$$\begin{array}{r} 2 \\ + 7 \\ \hline \end{array}$$

$$\begin{array}{r} 6 \\ + 8 \\ \hline \end{array}$$

## 2<sup>nd</sup> Grade Day 25 Math Computation

Add single digits:

$$\begin{array}{r} 8 \\ + 2 \\ \hline \end{array}$$

$$\begin{array}{r} 2 \\ + 2 \\ \hline \end{array}$$

$$\begin{array}{r} 1 \\ + 8 \\ \hline \end{array}$$

$$\begin{array}{r} 4 \\ + 7 \\ \hline \end{array}$$

$$\begin{array}{r} 9 \\ + 3 \\ \hline \end{array}$$

$$\begin{array}{r} 1 \\ + 6 \\ \hline \end{array}$$

$$\begin{array}{r} 2 \\ + 4 \\ \hline \end{array}$$

$$\begin{array}{r} 1 \\ + 4 \\ \hline \end{array}$$

## 2<sup>nd</sup> Grade Day 26 Math Computation

Add single digits:

$$\begin{array}{r} 7 \\ + 1 \\ \hline \end{array}$$

$$\begin{array}{r} 5 \\ + 2 \\ \hline \end{array}$$

$$\begin{array}{r} 6 \\ + 6 \\ \hline \end{array}$$

$$\begin{array}{r} 4 \\ + 8 \\ \hline \end{array}$$

$$\begin{array}{r} 9 \\ + 8 \\ \hline \end{array}$$

$$\begin{array}{r} 1 \\ + 9 \\ \hline \end{array}$$

$$\begin{array}{r} 2 \\ + 6 \\ \hline \end{array}$$

$$\begin{array}{r} 1 \\ + 1 \\ \hline \end{array}$$

## 2<sup>nd</sup> Grade Day 27 Math Computation

Add single digits:

$4+5 =$

$7+6 =$

$6+3 =$

$3+5 =$

$9+5 =$

$8+7 =$

$2+1 =$

$7+5 =$

$4+4 =$

$9+1 =$

$9+9 =$

$5+3 =$

$3+4 =$

$7+7 =$

$2+3 =$

## 2<sup>nd</sup> Grade Day 28 Math Computation

$$\begin{array}{r} 7 \\ 3 \\ + 4 \\ \hline \end{array}$$

$$\begin{array}{r} 5 \\ 9 \\ + 2 \\ \hline \end{array}$$

$$\begin{array}{r} 6 \\ 4 \\ + 3 \\ \hline \end{array}$$

$$\begin{array}{r} 4 \\ 7 \\ + 8 \\ \hline \end{array}$$

$$\begin{array}{r} 9 \\ 1 \\ + 8 \\ \hline \end{array}$$

$$\begin{array}{r} 1 \\ 3 \\ + 9 \\ \hline \end{array}$$

## 2<sup>nd</sup> Grade Day 29 Math Computation

$$\begin{array}{r} 6 \\ 3 \\ + 4 \\ \hline \end{array}$$

$$\begin{array}{r} 7 \\ 8 \\ + 2 \\ \hline \end{array}$$

$$\begin{array}{r} 6 \\ 7 \\ + 3 \\ \hline \end{array}$$

$$\begin{array}{r} 8 \\ 6 \\ + 4 \\ \hline \end{array}$$

$$\begin{array}{r} 9 \\ 2 \\ + 2 \\ \hline \end{array}$$

$$\begin{array}{r} 1 \\ 5 \\ + 6 \\ \hline \end{array}$$

## 2<sup>nd</sup> Grade Day 30 Math Computation

$$\begin{array}{r} 8 \\ 8 \\ + 4 \\ \hline \end{array}$$

$$\begin{array}{r} 5 \\ 9 \\ + 2 \\ \hline \end{array}$$

$$\begin{array}{r} 6 \\ 4 \\ + 3 \\ \hline \end{array}$$

$$\begin{array}{r} 4 \\ 7 \\ + 8 \\ \hline \end{array}$$

$$\begin{array}{r} 9 \\ 1 \\ + 8 \\ \hline \end{array}$$

$$\begin{array}{r} 1 \\ 3 \\ + 9 \\ \hline \end{array}$$

## 2<sup>nd</sup> Grade Day 31 Math Computation

$$\begin{array}{r} 16 \\ + 4 \\ \hline \end{array}$$

$$\begin{array}{r} 18 \\ + 3 \\ \hline \end{array}$$

$$\begin{array}{r} 14 \\ + 7 \\ \hline \end{array}$$

$$\begin{array}{r} 12 \\ + 8 \\ \hline \end{array}$$

$$\begin{array}{r} 13 \\ + 8 \\ \hline \end{array}$$

$$\begin{array}{r} 17 \\ + 9 \\ \hline \end{array}$$

$$\begin{array}{r} 15 \\ + 6 \\ \hline \end{array}$$

$$\begin{array}{r} 18 \\ + 1 \\ \hline \end{array}$$



## 2<sup>nd</sup> Grade Day 32 Math Computation

$$\begin{array}{r} 14 \\ + 4 \\ \hline \end{array}$$

$$\begin{array}{r} 17 \\ + 6 \\ \hline \end{array}$$

$$\begin{array}{r} 13 \\ + 5 \\ \hline \end{array}$$

$$\begin{array}{r} 12 \\ + 8 \\ \hline \end{array}$$

$$\begin{array}{r} 19 \\ + 7 \\ \hline \end{array}$$

$$\begin{array}{r} 11 \\ + 5 \\ \hline \end{array}$$

$$\begin{array}{r} 20 \\ + 6 \\ \hline \end{array}$$

$$\begin{array}{r} 21 \\ + 4 \\ \hline \end{array}$$

## 2<sup>nd</sup> Grade Day 33 Math Computation

$$\begin{array}{r} 15 \\ + 40 \\ \hline \end{array}$$

$$\begin{array}{r} 16 \\ + 23 \\ \hline \end{array}$$

$$\begin{array}{r} 23 \\ + 36 \\ \hline \end{array}$$

$$\begin{array}{r} 57 \\ + 21 \\ \hline \end{array}$$

$$\begin{array}{r} 36 \\ + 40 \\ \hline \end{array}$$

$$\begin{array}{r} 85 \\ + 11 \\ \hline \end{array}$$

$$\begin{array}{r} 47 \\ + 32 \\ \hline \end{array}$$

$$\begin{array}{r} 36 \\ + 22 \\ \hline \end{array}$$

## 2<sup>nd</sup> Grade Day 34 Math Computation

$$\begin{array}{r} 15 \\ + 24 \\ \hline \end{array}$$

$$\begin{array}{r} 16 \\ + 23 \\ \hline \end{array}$$

$$\begin{array}{r} 43 \\ + 36 \\ \hline \end{array}$$

$$\begin{array}{r} 14 \\ + 22 \\ \hline \end{array}$$

$$\begin{array}{r} 26 \\ + 21 \\ \hline \end{array}$$

$$\begin{array}{r} 80 \\ + 15 \\ \hline \end{array}$$

$$\begin{array}{r} 27 \\ + 20 \\ \hline \end{array}$$

$$\begin{array}{r} 56 \\ + 21 \\ \hline \end{array}$$

## 2<sup>nd</sup> Grade Day 35 Math Computation

$$\begin{array}{r} 7 \\ - 4 \\ \hline \end{array}$$

$$\begin{array}{r} 9 \\ - 9 \\ \hline \end{array}$$

$$\begin{array}{r} 5 \\ - 4 \\ \hline \end{array}$$

$$\begin{array}{r} 8 \\ - 6 \\ \hline \end{array}$$

$$\begin{array}{r} 3 \\ - 2 \\ \hline \end{array}$$

$$\begin{array}{r} 6 \\ - 5 \\ \hline \end{array}$$

$$\begin{array}{r} 4 \\ - 1 \\ \hline \end{array}$$

$$\begin{array}{r} 9 \\ - 8 \\ \hline \end{array}$$

## 2<sup>nd</sup> Grade Day 36 Math Computation

$$\begin{array}{r} 7 \\ - 1 \\ \hline \end{array}$$

$$\begin{array}{r} 9 \\ - 2 \\ \hline \end{array}$$

$$\begin{array}{r} 5 \\ - 3 \\ \hline \end{array}$$

$$\begin{array}{r} 8 \\ - 4 \\ \hline \end{array}$$

$$\begin{array}{r} 3 \\ - 0 \\ \hline \end{array}$$

$$\begin{array}{r} 6 \\ - 2 \\ \hline \end{array}$$

$$\begin{array}{r} 9 \\ - 1 \\ \hline \end{array}$$

$$\begin{array}{r} 9 \\ - 7 \\ \hline \end{array}$$

## 2<sup>nd</sup> Grade Day 37 Math Computation

$$\begin{array}{r} 13 \\ - 5 \\ \hline \end{array}$$

$$\begin{array}{r} 16 \\ - 8 \\ \hline \end{array}$$

$$\begin{array}{r} 19 \\ - 6 \\ \hline \end{array}$$

$$\begin{array}{r} 14 \\ - 6 \\ \hline \end{array}$$

$$\begin{array}{r} 11 \\ - 3 \\ \hline \end{array}$$

$$\begin{array}{r} 17 \\ - 9 \\ \hline \end{array}$$

$$\begin{array}{r} 20 \\ - 5 \\ \hline \end{array}$$

$$\begin{array}{r} 12 \\ - 6 \\ \hline \end{array}$$

## 2<sup>nd</sup> Grade Day 38 Math Computation

$$\begin{array}{r} 17 \\ - \underline{6} \end{array}$$

$$\begin{array}{r} 14 \\ - \underline{3} \end{array}$$

$$\begin{array}{r} 13 \\ - \underline{0} \end{array}$$

$$\begin{array}{r} 17 \\ - \underline{9} \end{array}$$

$$\begin{array}{r} 12 \\ - \underline{8} \end{array}$$

$$\begin{array}{r} 19 \\ - \underline{2} \end{array}$$

$$\begin{array}{r} 10 \\ - \underline{7} \end{array}$$

$$\begin{array}{r} 15 \\ - \underline{5} \end{array}$$

## 2<sup>nd</sup> Grade Day 39 Math Computation

$16 - 3 =$

$14 - 5 =$

$17 - 7 =$

$9 - 5 =$

$14 - 6 =$

$13 - 7 =$

$18 - 5 =$

$11 - 2 =$

$15 - 6 =$

$19 - 8 =$

$12 - 4 =$

$16 - 7 =$

$15 - 4 =$

$20 - 4 =$

$10 - 5 =$



## 2<sup>nd</sup> Grade Day 40 Math Computation

$$\begin{array}{r} 27 \\ - 17 \\ \hline \end{array}$$

$$\begin{array}{r} 26 \\ - 13 \\ \hline \end{array}$$

$$\begin{array}{r} 43 \\ - 32 \\ \hline \end{array}$$

$$\begin{array}{r} 54 \\ - 22 \\ \hline \end{array}$$

$$\begin{array}{r} 89 \\ - 24 \\ \hline \end{array}$$

$$\begin{array}{r} 40 \\ - 10 \\ \hline \end{array}$$

$$\begin{array}{r} 87 \\ - 53 \\ \hline \end{array}$$

$$\begin{array}{r} 56 \\ - 21 \\ \hline \end{array}$$

## 2<sup>nd</sup> Grade Day 41 Math Computation

$$\begin{array}{r} 37 \\ - 15 \\ \hline \end{array}$$

$$\begin{array}{r} 84 \\ - 63 \\ \hline \end{array}$$

$$\begin{array}{r} 93 \\ - 52 \\ \hline \end{array}$$

$$\begin{array}{r} 55 \\ - 42 \\ \hline \end{array}$$

$$\begin{array}{r} 29 \\ - 24 \\ \hline \end{array}$$

$$\begin{array}{r} 85 \\ - 13 \\ \hline \end{array}$$

$$\begin{array}{r} 81 \\ - 21 \\ \hline \end{array}$$

$$\begin{array}{r} 65 \\ - 22 \\ \hline \end{array}$$

## 2<sup>nd</sup> Grade Day 42 Math Concepts

1. Which numeral is the greatest?

27, 13, 5, 19

2. Which numeral is the greatest?

46, 24, 112, 121

3. Which numeral is the greatest?

51, 89, 66, 63

4. Which numeral is the least?

4, 2, 8, 9

5. Which numeral is the least?

101, 72, 58, 115

6. Which numeral is the least?

36, 90, 22, 150

## 2<sup>nd</sup> Grade Day 43 Math Concepts

1. Which numeral is sixteen?

4, 8, 16, 13

2. Which numeral is twenty-three?

23, 15, 29, 10

3. Which numeral is one hundred four?

112, 102, 104, 116

4. Which numeral is eight?

5, 7, 11, 8

4. Which numeral is sixty-four?

29, 117, 64, 68

4. Which numeral is one hundred five?

32, 105, 9, 18

## 2<sup>nd</sup> Grade Day 44 Math Concepts

1. Draw a square:

2. Draw a rectangle:

3. Draw a triangle:

4. Draw a circle:

## 2<sup>nd</sup> Grade Day 45 Math Concepts

1. How many triangles are there?



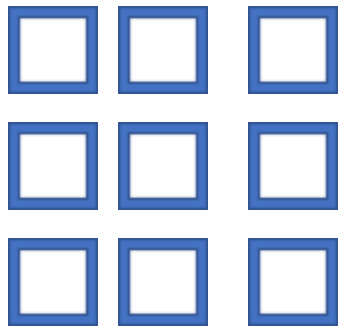
2, 4, 6, 8

2. How many circles are there?



1, 10, 6, 5

3. How many squares are there?



2, 5, 9, 10

## 2<sup>nd</sup> Grade Day 46 Math Concepts

Circle the letter that is in the seventh place:

1. A, Y, Q, E, G, D, M

Circle the letter that is in the third place:

2. X, V, M, Z, E, L, J

Circle the letter that is in the fifth place:

3. S, T, R, F, H, P, L

Identify the missing number in the pattern:

4. 16, 17, 18, \_\_\_\_

5. 5, 10, 15, \_\_\_\_\_, 25

6. 3, 6, \_\_\_\_\_, 12, 15

7. 10, 20, 30, \_\_\_\_\_, 50

8. 10, 12, 14, \_\_\_\_\_, 18

## 2<sup>nd</sup> Grade Day 47 Math Concepts

Identify the missing number in the pattern:

1. 12, 13, 14, \_\_\_\_
2. 0, 10, \_\_\_\_\_, 30, 40
3. 6, 8, \_\_\_\_\_, 12, 14
4. 5, \_\_\_\_\_, 15, 20, 25
5. 3, 6, 9, \_\_\_\_\_, 15



## 2<sup>nd</sup> Grade Day 48 Math Concepts

Identify the missing number in the pattern:

1. 20, 30, 40, \_\_\_\_\_, 60

2. 0, 3, \_\_\_\_\_, 9, 12

3. 14, 16, \_\_\_\_\_, 20, 22

4. 0, 5, 10, \_\_\_\_\_, 20, 25

5. 44, \_\_\_\_\_, 46, 47, 48

## 2<sup>nd</sup> Grade Day 49 Math Concepts

1. How much money is this worth? (Circle the answer)



A. 14¢ B. 25¢ C. 30¢ D. 45¢

2. How much is two dimes, two nickels, and six pennies worth? (Circle the answer)

A. 25¢, B. 16¢, C. 26¢, D. 36¢

3. How much is one dime, three nickels, and four pennies worth? (Circle the answer)

A. 14¢, B. 24¢, C. 29¢, D. 19¢

## 2<sup>nd</sup> Grade Day 50 Math Concepts

1. How much money is this worth? (Circle the answer)



A. 24¢ B. 28¢ C. 33¢ D. 13¢

2. How much money is this worth? (Circle the answer)



A. 43¢ B. 26¢ C. 41¢ D. 15¢

## 2<sup>nd</sup> Grade Day 51 Math Concepts

1. How much money is this worth? (Circle the answer)



A. 52¢ B. 50¢ C. 32¢ D. 12¢

2. How much money is this worth? (Circle the answer)



A. 41¢ B. 36¢ C. 46¢ D. 16¢

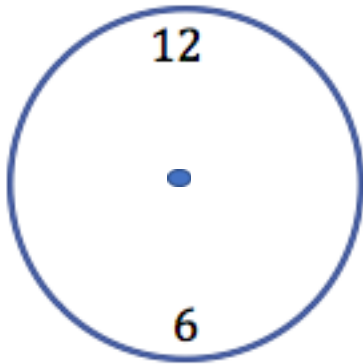
## 2<sup>nd</sup> Grade Day 52 Math Concepts

1. Draw a circle and divide it into fourths. Shade one fourth of it.

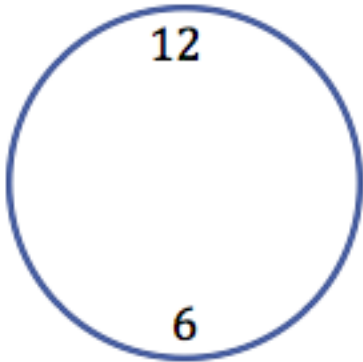
2. Draw a box divided into thirds. Shade one third of it.

## 2<sup>nd</sup> Grade Day 53 Math Concepts

Draw 5:00 on the clock:

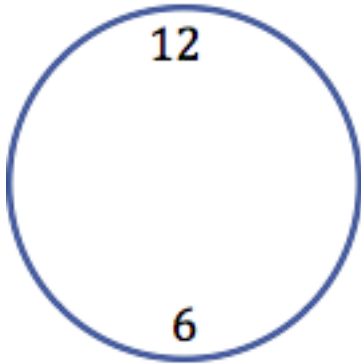


Draw 6:00 on the clock:

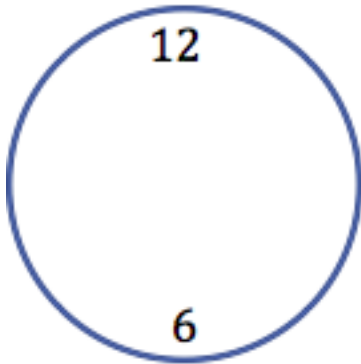


## 2<sup>nd</sup> Grade Day 54 Math Concepts

Draw 3:30 on the clock:

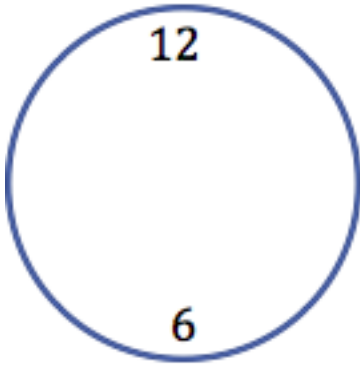


Draw 7:00 on the clock:



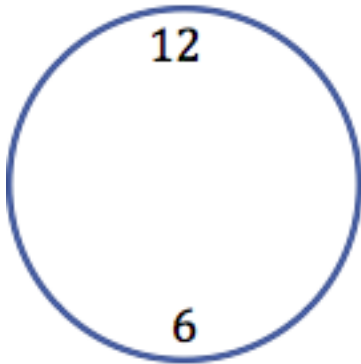
Draw 4:30 on the clock



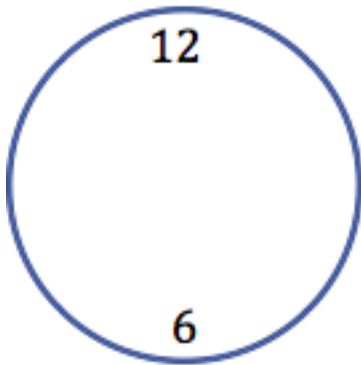


**2<sup>nd</sup> Grade Day 55 Math Concepts**

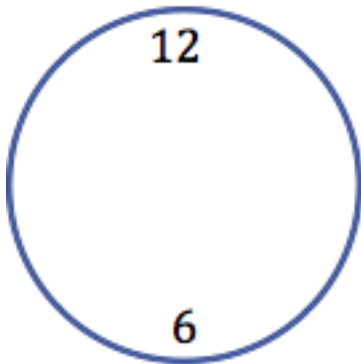
Draw 12:00 on the clock:



Draw 9:00 on the clock

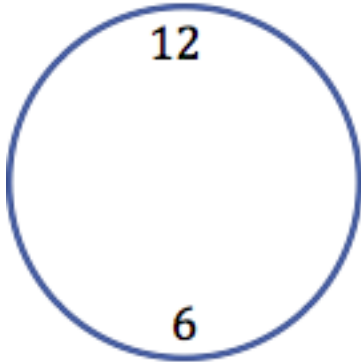


Draw 10:00 on the clock

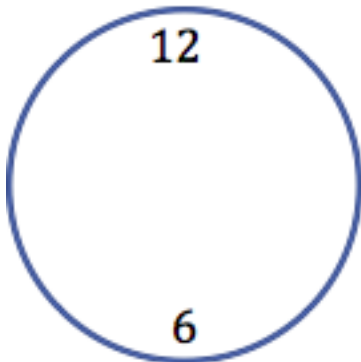


## 2<sup>nd</sup> Grade Day 56 Math Concepts

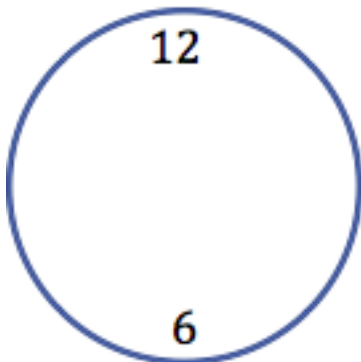
Draw 1:00 on the clock:



Draw 11:30 on the clock



Draw 2:30 on the clock



## 2<sup>nd</sup> Grade Day 57 Math Concepts

Circle the answer to the questions:

1. Which numeral shows six tens and three ones?

46, 34, 60, 63

2. Which numeral shows one ten and seven ones?

17, 34, 60, 63

3. Which numeral shows two hundreds, five tens, and zero ones?

17, 34, 250, 025

4. Which numeral shows four tens and six ones?

46, 34, 60, 63

5. Which numeral shows eight tens and two ones?

17, 34, 60, 82

6. Which numeral shows four hundreds, three tens, and nine ones?


17, 439, 250, 025

7. Which numeral shows five tens and one ones?


46, 51, 60, 501

## 2<sup>nd</sup> Grade Day 58 Math Concepts


1. Draw a line 3 cm long:



2. Draw a line 4 cm long:

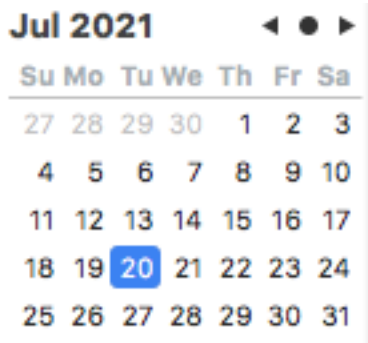


3. Draw a line 5 cm long:



## 2<sup>nd</sup> Grade Day 59 Math Concepts

Look at the calendar.



The image shows a calendar for July 2021. The days of the week are listed at the top: Su, Mo, Tu, We, Th, Fr, Sa. The dates are arranged in a grid. The 20th is highlighted in blue. The 20th is a Wednesday.

Su	Mo	Tu	We	Th	Fr	Sa
27	28	29	30	1	2	3
4	5	6	7	8	9	10
11	12	13	14	15	16	17
18	19	20	21	22	23	24
25	26	27	28	29	30	31

1. What day of the week is the 20<sup>th</sup> on? (Circle the answer)

Monday, Tuesday, Wednesday, Thursday, Friday, Saturday, Sunday

2. What day of the week is the 16<sup>th</sup> on? (Circle the answer)

Monday, Tuesday, Wednesday, Thursday, Friday, Saturday, Sunday

3. What day of the week is the 1<sup>st</sup> on? (Circle the answer)

Monday, Tuesday, Wednesday, Thursday, Friday, Saturday, Sunday

4. What day of the week is the 18<sup>th</sup> on? (Circle the answer)

Monday, Tuesday, Wednesday, Thursday, Friday, Saturday, Sunday

## 2<sup>nd</sup> Grade Day 60 Math Problems

Circle the answer:

1. Jennifer has 5 friends. Her mother gave her 8 cookies. If she gave each of her friends a cookie, how many cookies does she have left?

2, 3, 4, 8

2. There were 6 cockatoos at the pet store. 3 of them were sold. How many cockatoos are left?

2, 3, 4, 5

3. Bryce had 15 cents in his pocket, but he lost 4 cents due to the laundry. Now how much money does he have?

11¢, 6¢, 4¢, 19¢

4. Helen likes to knit scarfs. She gave away 2 scarves on Monday. On Tuesday, she gave away 3 scarfs. On Wednesday, she gave away 5 scarves. How many scarves did she give away in all?

8, 15, 6, 10

5. Mrs. Johnson has a bag of potatoes. She is saving half of the bag for her garden planting. If her bag is 12 pounds, how many pounds is she saving for planting?

1 lb, 2 lbs, 6 lbs, 17 lbs

## 2<sup>nd</sup> Grade Day 61 Math Problems

Circle the answer:

1. There were 9 students in front of Jason to get pizza. Then, 2 students left to stand in the main line. How many students are in front of Jason now?

6, 7, 4, 2

2. Maria bought 5 apples, 2 loaves of bread, and 1 gallon of milk. How many items did Maria buy?

4, 6, 8, 12

3. Janice has 7 muffins. She decided to cut each one in half. How many half pieces does she have?

10, 13, 14, 18

4. Laura and Emily are sisters. They each earned some money for doing chores. Laura and Emily's mom had \$5 total they could earn. Laura earned \$3 and Emily earned \$1. How much money is left?

\$5, \$1, \$4, \$9

5. James has a 3 lb bag of peaches in one arm, and a 5 lb bag of oranges in his other arm. How many pounds of fruit is he carrying total?

7 lb, 8lb, 9 lb, 10 lb



## 2<sup>nd</sup> Grade Day 62 Math Problems

Circle the answer:

**1.** Jacob has two nickels, a dime, and two pennies. How much money does he have total?

4¢, 10¢, 20¢, 22¢

**2.** The bean sprout was 4 inches tall. How tall will it be when it doubles in size?

3 inches, 8 inches, 7 inches, 4 inches

**3.** Fido ate 2 dog treats on the first day of his training class. The second day of training he ate 4 dog treats. The third day he ate 5 dog treats. How many dog treats did he eat over the three days?

3, 6, 9, 11

**4.** Alfred and his buddy Ritch had 4 packets of ketchup to go with their burgers and fries. They used 2 packets within the first ten minutes of eating. Alfred picked up 3 more packets. Now how many packets of ketchup do they have?

5, 4, 3, 2

**5.** Terry had a dozen donuts. She ate two. Now how many donuts does she have?

10, 13, 8, 7

## 2<sup>nd</sup> Grade Day 63 Reading Comprehension

A new puppy named Ruffles was born in a litter of six pups. He lived in a box next to his mother, his two sisters and three brothers. He will live in the whelping box for three weeks while he grows up.

1. Ruffles was born in a litter
  - a. all by himself
  - b. with six pups
  - c. near a cat
  - d. in the forest
  
2. Where did Ruffles live?
  - a. in a dog house
  - b. outside
  - c. in a box
  - d. in a kennel
  
3. What is Ruffles doing?
  - a. playing with bugs
  - b. teething
  - c. running outside
  - d. growing up
  
4. What is Ruffles' home called?
  - a. dog cave
  - b. nest
  - c. den
  - d. whelping box

5. How old is Ruffles?

- a. full grown
- b. puppy
- c. newborn puppy
- d. old dog

6. What would be a good title for this story?

- a. Ruffles Goes to a New Home
- b. Ruffles is Born
- c. Ruffles Learns How to Play Ball
- d. Ruffles Eats a Bone

## 2<sup>nd</sup> Grade Day 64 Reading Comprehension

The tractor made a beeping noise as it backed up. It had a huge load of dirt in its shovel scoop. The tractor rolled over to the dump truck and dumped the dirt into the back of the truck. Then the tractor rolled over to the dig site to scoop up more dirt. The tractor driver was going to clear away the earth so he could build a house.

1. The tractor dropped its dirt off:
  - a. on the ground
  - b. at the work site
  - c. in a loader
  - d. in a dump truck
  
2. What did the tractor do when it backed up?
  - a. It got stuck
  - b. Beeped
  - c. Turned off
  - d. Spilled dirt
  
3. Where was the shovel scoop?
  - a. On the tractor
  - b. On the dump truck
  - c. On a backhoe
  - d. In the man's hand
  
4. What type of tractor is this?
  - a. A construction tractor
  - b. A farming tractor
  - c. A tow tractor
  - d. A freight tractor

5. What was the reason the tractor driver was clearing the earth away?
- a. to build a bridge
  - b. to look for ore
  - c. to gather rocks
  - d. to build a house
6. What was near the tractor?
- a. a grocery store
  - b. a family of ducks
  - c. a dump truck
  - d. a cliff
7. What would be a good title for this story?
- a. The Tractor Gets Stuck
  - b. The Tractor Moves Dirt
  - c. How to Drive a Tractor
  - d. Where to Find Sand

## 2<sup>nd</sup> Grade Day 65 Reading Comprehension

Jeffry is eight years old. He lives in a cabin in the mountains. Because he lives at such a high elevation, sometimes the clouds sit in his yard. This makes it foggy and hard to see outside. When it is clear outside, Jeffry sees wildlife. He often sees animals such as birds, squirrels, deer, and foxes. Jeffry has two best friends. Their names are Jim and Martin. They like to go fishing together. Jeffry's favorite fish is the rainbow trout because it has a pink and purple rainbow stripe down the middle of the fish.

1. How many years old is Jeffry?
  - a. 2
  - b. 5
  - c. 8
  - d. 12
  
2. What animal did Jeffry most likely not see?
  - a. snakes
  - b. birds
  - c. fish
  - d. elephants
  
3. How many best friends does Jeffry have?
  - a. 1
  - b. 2
  - c. 3
  - d. 4

4. What activity did Jeffry do with his friends?
  - a. Soccer
  - b. Frisbee
  - c. Fishing
  - d. Basketball
  
5. Why do the clouds sometimes sit on Jeffry's yard?
  - a. Because he lives high up in the mountains
  - b. Because he lives near a lake
  - c. Because he lives in a very cold climate
  - d. Because he doesn't clean his room
  
6. What type of home did Jeffry live in?
  - a. an apartment
  - b. a mansion
  - c. a cave
  - d. a cabin
  
7. What was Jeffry's favorite fish?
  - a. goldfish
  - b. rainbow trout
  - c. bass
  - d. tuna fish
  
8. What would be a good title for this story?
  - a. Jeffry in the City
  - b. Jeffry in the Mountains
  - c. Jeffry in the Country
  - d. Jeffry in the Outback

## 2<sup>nd</sup> Grade Day 66 Spelling Words

When it comes to all of the spelling words, you can find more words with similar spellings or sounds. You can even try to find rhyming words.

Practice writing these words down until you can spell them correctly without any help.

These words have the short “a” sound:

1. at
2. basket
3. wagon
4. handle
5. animal
6. can
7. glad
8. happy



## 2<sup>nd</sup> Grade Day 67 Spelling Words

Practice writing these words down until you can spell them correctly without any help.

These words have the long “a” sound:

1. painting
2. gave
3. take
4. table

## 2<sup>nd</sup> Grade Day 68 Spelling Words

Practice writing these words down until you can spell them correctly without any help.

These words have the short “e” sound:

1. very
2. egg
3. yellow
4. help
5. better
6. pretty
7. sell
8. letter
9. second
10. never
11. yes
12. friend

## 2<sup>nd</sup> Grade Day 69 Spelling Words

Practice writing these words down until you can spell them correctly without any help.

These words have the long “e” sound:

1. we
2. real
3. sleep
4. green
5. ring
6. spring
7. near

## 2<sup>nd</sup> Grade Day 70 Spelling Words

Practice writing these words down until you can spell them correctly without any help.

These words have the short “i” sound:

1. children
2. pig
3. live
4. in
5. it
6. wish
7. chicken
8. minute
9. trick
10. little
11. dish
12. dinner
13. stick

## 2<sup>nd</sup> Grade Day 71 Spelling Words

Practice writing these words down until you can spell them correctly without any help.

These words have the long “i” sound:

1. side
2. night

## 2<sup>nd</sup> Grade Day 72 Spelling Words

Practice writing these words down until you can spell them correctly without any help.

These words have the short “u” sound:

1. truck
2. lunch
3. summer
4. other
5. once
6. much
7. but

## 2<sup>nd</sup> Grade Day 73 Spelling Words

Practice writing these words down until you can spell them correctly without any help.

These words have the long “o” sound:

1. know
2. no
3. throw
4. home
5. going

## 2<sup>nd</sup> Grade Day 74 Spelling Words

Practice writing these words down until you can spell them correctly without any help.

These words have a short “e” sound but are spelled with an “a”:

1. many
2. said



## 2<sup>nd</sup> Grade Day 75 Spelling Words

Practice writing these words down until you can spell them correctly without any help.

These words have the “oo” sound and the long “u” sound:

1. school
2. do
3. who
4. blue

## 2<sup>nd</sup> Grade Day 76 Spelling Words

Practice writing these words down until you can spell them correctly without any help.

These words have the “ar” sound:

1. large
2. yard
3. party

## 2<sup>nd</sup> Grade Day 77 Spelling Words

Practice writing these words down until you can spell them correctly without any help.

These words have the “ur” and “ir” sound:

1. church
2. first

## 2<sup>nd</sup> Grade Day 78 Spelling Words

Practice writing these words down until you can spell them correctly without any help.

These words have the short “o” and the “ah” sound:

1. all
2. want
3. water
4. follow
5. long
6. father

## 2<sup>nd</sup> Grade Day 79 Spelling Words

Practice writing these words down until you can spell them correctly without any help.

These words have the “or” sound:

1. horse
2. work

## 2<sup>nd</sup> Grade Day 80 Spelling Words

Practice writing these words down until you can spell them correctly without any help.

These words have the “ow” or “ou” sound:

1. brown
2. drown
3. about

## 2<sup>nd</sup> Grade Day 81 Spelling Words

Practice writing these words down until you can spell them correctly without any help.

These words have “oul” in them:

1. could
2. would

## 2nd Grade Answer Key

### Day 1

1. P
2. C
3. H
4. S
5. T
6. I

### Day 2

1. J
2. f
3. O
4. J
5. S
6. F
7. M
8. A
9. s
10. w
11. D
12. N

### Day 3

1. I need to wash my hands after playing in the sand box.
2. When I go to bed early I feel good the next day.
3. John exclaimed, "I did not eat the last pancake!"
4. When Dad gets home, I can't wait to go camping!
5. Every Tuesday, I am responsible for taking out the trash.



#### **Day 4**

1. M
2. J
3. T
4. M
5. Z
6. J
7. C

#### **Day 5**

1. M
2. A
3. a
4. c
5. D
6. s
7. b
8. B
9. m
10. g

#### **Day 6**

1. F
2. S
3. T
4. W
5. M
6. T
7. S

### **Day 7**

1. ?
2. .
3. !
4. ?
5. .
6. !
7. .
8. .
9. .
10. ?

### **Day 8**

1. ...lions, frogs, and elephants
2. Felicia, John, and Ted...
3. ...pencils, paper, and tape...
4. ...Jared, Alfred, and Fred...
5. ...video games, cards, and Legos.
6. ...roster, hens, and chicks.
7. ...movies, play sports, and go to parties.

### **Day 9**

1. Pembroke, Wales
2. Cleveland, Ohio
3. Washington, D.C. ... Waldorf, Maryland.
4. Seattle, Washington
5. Juneau, Alaska
6. Nashville, Tennessee
7. Orlando, Florida

### **Day 10**

1. Ms. Whitcott
2. Mr. Johnston

3. Mrs. Freemyer
4. None
5. None
6. Mrs. Rhodes
7. Mr. Darington

### **Day 11**

1. Hartford Ln.
2. Downing St.
3. Fri. Jan.
4. North St.
5. Factory Ave.
6. Alley Ln.
7. Bakers St.

### **Day 12**

1. Feb. 14, 2020.
2. September 15, 2009.
3. Nov. 5, 2020.
4. July 25, 2020.
5. Oct. 31, 2021
6. November 27, 2021.
7. June 24, 2012.

### **Day 13**

1. Harry
2. This
3. Danbury
4. None
5. I
6. November
7. Saturday
8. Thanksgiving

9. None
10. Mom
11. None

#### **Day 14**

1. Yamaguchi
2. Galactic
3. Monday
4. None
5. None
6. September
7. Cousin Jim
8. What
9. Halloween
10. none
11. I

#### **Day 15**

1. February 3, 2014.
2. toothbrush?
3. boys team!
4. Mrs. Holmes
5. water balloons, squirt guns, and water buckets.
6. zoo.
7. Ice-cream cones, shakes, and banana splits.
8. No, I don't
9. hide?
10. Belvedere Rd.
11. McAdenville, North Carolina
12. question?

## **Day 16**

1. Tulsa, Oklahoma.
2. Broad St.
3. outfit, a doll, and a china set
4. phone!
5. Bernville Ave.
6. August 8, 2021.
7. I ever had!
8. Wait,
9. color?
10. solid, liquid, or gas.
11. Boston, Massachusetts.
12. Mr. Smith

## **Day 17**

1. go
2. my
3. came
4. is
5. These
6. they
7. grows

## **Day 18**

1. ran
2. any
3. us
4. Those
5. rides
6. I
7. these

**Day 19**

1. you
2. he
3. given
4. too
5. saw
6. were

**Day 20**

1. went
2. mine
3. began
4. was
5. This
6. they
7. peels

**Day 21**

1. ran
2. any
3. We
4. Those
5. sings
6. I
7. These

**Day 22**

1. You
2. she
3. eaten
4. too
5. seen

6. has

**Day 23**

1. 11

2. 11

3. 9

4. 13

5. 4

6. 10

7. 10

8. 15

**Day 24**

1. 16

2. 11

3. 13

4. 6

5. 16

6. 6

7. 9

8. 14

**Day 25**

1. 10

2. 4

3. 9

4. 11

5. 12

6. 7

7. 6

8. 5

### **Day 26**

1. 8
2. 7
3. 12
4. 12
5. 17
6. 10
7. 8
8. 2

### **Day 27**

1. 9
2. 13
3. 9
4. 8
5. 14
6. 15
7. 3
8. 12
9. 8
10. 10
11. 18
12. 8
13. 7
14. 14
15. 5

### **Day 28**

1. 14
2. 16
3. 13
4. 19



5. 18

6. 13

**Day 29**

1. 13

2. 17

3. 16

4. 18

5. 13

6. 12

**Day 30**

1. 20

2. 16

3. 13

4. 19

5. 18

6. 13

**Day 31**

1. 20

2. 21

3. 21

4. 20

5. 21

6. 26

7. 21

8. 19

**Day 32**

1. 18

2. 23

3. 18

- 4. 20
- 5. 26
- 6. 16
- 7. 26
- 8. 25

**Day 33**

- 1. 55
- 2. 29
- 3. 59
- 4. 78
- 5. 76
- 6. 96
- 7. 79
- 8. 58

**Day 34**

- 1. 39
- 2. 39
- 3. 79
- 4. 36
- 5. 47
- 6. 95
- 7. 47
- 8. 77

**Day 35**

- 1. 3
- 2. 0
- 3. 1
- 4. 2
- 5. 1
- 6. 1

7. 3

8. 1

**Day 36**

1. 6

2. 7

3. 2

4. 4

5. 3

6. 4

7. 8

8. 2

**Day 37**

1. 8

2. 8

3. 13

4. 8

5. 8

6. 8

7. 15

8. 6

**Day 38**

1. 11

2. 11

3. 13

4. 8

5. 4

6. 17

7. 3

8. 10

### **Day 39**

1. 13
2. 9
3. 10
4. 4
5. 8
6. 6
7. 13
8. 9
9. 9
10. 11
11. 8
12. 9
13. 11
14. 16
15. 5

### **Day 40**

1. 10
2. 13
3. 11
4. 32
5. 65
6. 30
7. 34
8. 35

### **Day 41**

1. 22
2. 21
3. 41
4. 13
5. 5

6. 72
7. 60
8. 43


**Day 42**

1. 27
2. 121
3. 89
4. 2
5. 58
6. 22


**Day 43**

1. 16
2. 23
3. 104
4. 8
5. 64
6. 105

**Day 44**



4.



**Day 45**

1. 6
2. 5
3. 9

**Day 46**

1. M
2. M
3. H
4. 19
5. 20
6. 9
7. 40
8. 16

**Day 47**

1. 15
2. 20
3. 10
4. 10
5. 12

**Day 48**

1. 50
2. 6
3. 18

- 4. 15
- 5. 45

**Day 49**

- 1. B. 25¢
- 2. C. 26¢
- 3. C. 29¢

**Day 50**

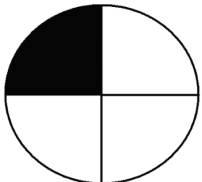
- 1. B. 28¢
- 2. C. 41¢

**Day 51**

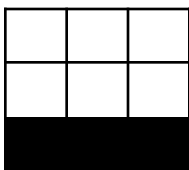
- 1. A. 52¢
- 2. C. 46¢

**Day 52**

1.



2.



**Day 53-56**

Check answers with an adult

**Day 57**

1. 63
2. 17
3. 250
4. 46
5. 82
6. 439
7. 51

**Day 58**

Check answers with an adult

**Day 59**

1. Tuesday
2. Friday
3. Thursday
4. Sunday

**Day 60**

1. 3
2. 3
3. 11¢
4. 10
5. 6 lbs

**Day 61**

1. 7
2. 8
3. 14
4. \$1
5. 8 lbs



**Day 62**

1. 22¢
2. 8 inches
3. 11
4. 5 packets
5. 10

**Day 63**

1. b. with six pups
2. c. in a box
3. d. growing up
4. d. whelping box
5. c. newborn puppy
6. c. Ruffles is born

**Day 64**

1. d. in a dump truck
2. b. beeped
3. a. on the tractor
4. a. a construction tractor
5. d. to build a house
6. d. a dump truck
7. b. The Tractor Moves Dirt

**Day 65**

1. c. 8
2. d. elephants
3. b. 2
4. c. fishing
5. a. because he lives high up in the mountains
6. d. a cabin
7. b. rainbow trout
8. b. Jeffry in the Mountains

